

3

FOLD IN FLAP

[3.634"]

6

BACK COVER

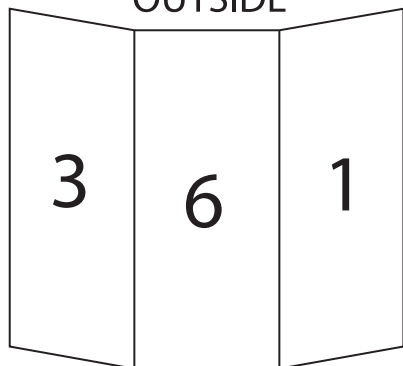
[3.683"]

1

COVER

[3.683"]

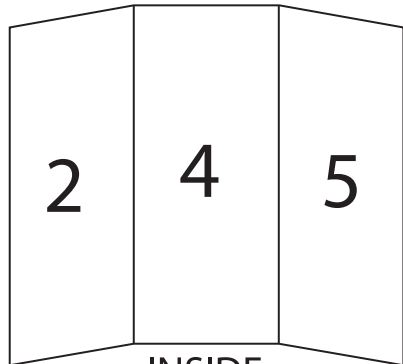
OUTSIDE



8.5 x 11

TRI-FOLD Outside

Document Size - 8.75 x 11.25




INSIDE

To print to the edge after final cutting, (FULL BLEED) you must extend your image area at least thru the **CYAN** box.
Any text or imagery will be cut off of the final piece if inside the **CYAN** box.

Keep ALL text within **MAGENTA** border to insure your text will not be trimmed

Please make sure all imagery and/or text is at least 300 dpi
for best results keep as close to 600 dpi as possible.

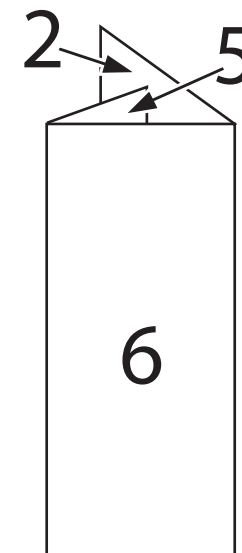
You MUST remove this layer or it will be printed!



full bleed

cut line

safety



ColorpointPrint.com
248.583.7070

2

INSIDE LEFT

[3.683"]

4

INSIDE CENTER

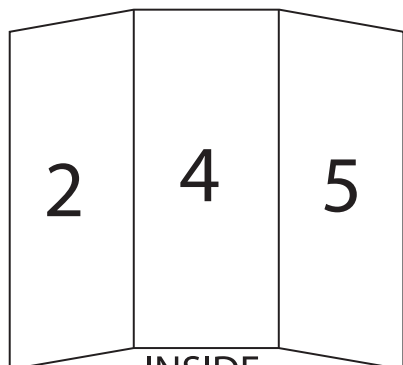
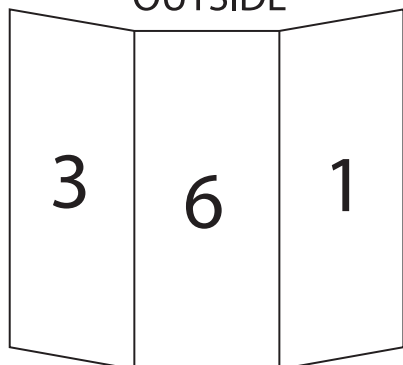
[3.683"]

5

INSIDE RIGHT

[3.634"]

OUTSIDE




INSIDE

8.5 x 11

TRI-FOLD Outside

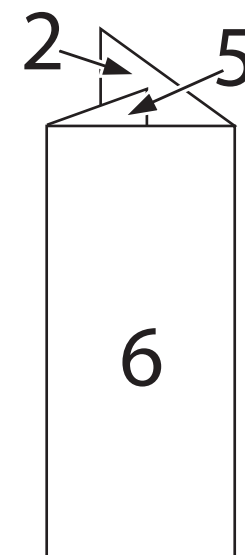
Document Size - 8.75 x 11.25



full bleed

cut line

safety



To print to the edge after final cutting, (FULL BLEED) you must extend your image area at least thru the **CYAN** box.
Any text or imagery will be cut off of the final piece if inside the **CYAN** box.

Keep ALL text within **MAGENTA** border to insure your text will not be trimmed

Please make sure all imagery and/or text is at least 300 dpi
for best results keep as close to 600 dpi as possible.

You MUST remove this layer or it will be printed!

ColorpointPrint.com
248.583.7070